





How to subscribe on your mobile device




Subscribe on your iPod or iPad:

1. Find and open the “Podcasts” app (it should have come pre-installed on  your device)
2. Click the “Search” magnifying glass icon in the lower right hand corner of the screen, and type “AAID Podcast” in the search bar
3. Select the AAID Podcast, and click “**Subscribe**” at the top right.
4. If you wish to listen to or download any previously released episodes, click  the button to download them to your device. **All future episodes will be automatically downloaded as they are released.**



Subscribe on your Android device:

1. Open the “Google” folder, and find and open the “Google Play Music app (it should have come pre-installed on your device)
2. If you are prompted to subscribe to the paid service it is not necessary. Click “No Thanks” at the bottom of the screen
3. Open the menu on the left by clicking the  button
4. Select “Podcasts” from the menu
5. Click the “Search” magnifying glass icon in the top right corner, and search for “AAID Podcast”
6. Scroll to find and select “AAID Podcast”, and click “Subscribe”
7. In the next screen, check the boxes for “Auto download” and “Notify me”, and click “Subscribe”

